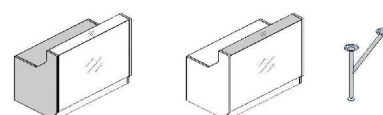
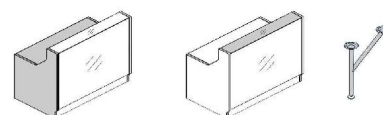
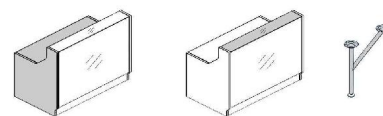


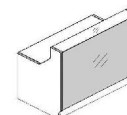
SPECYFIKACJA TECHNICZNA

KOLORYSTYKA

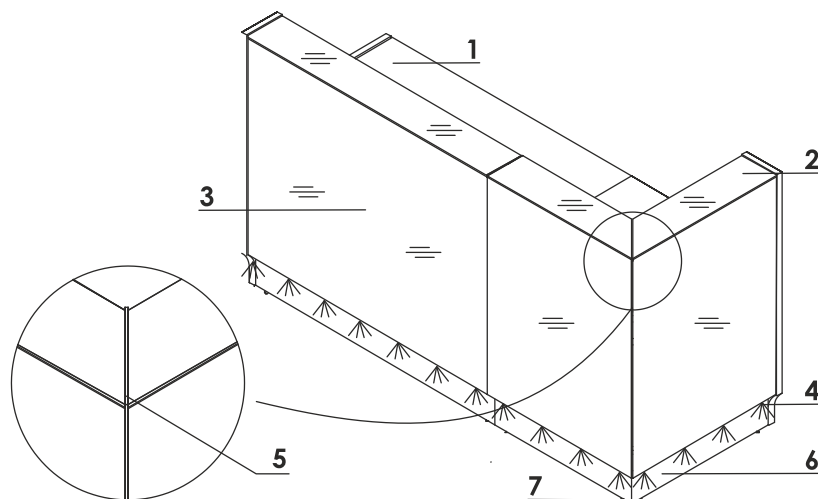
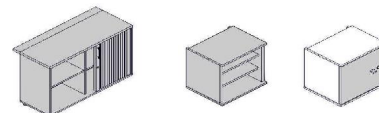
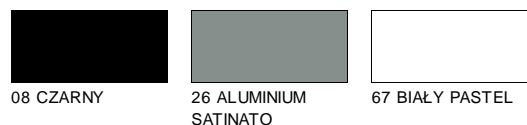
KORPUS ,BLAT GÓRNY, NOGA PODPIERAJĄCA NL41



FRONT - SZKŁO

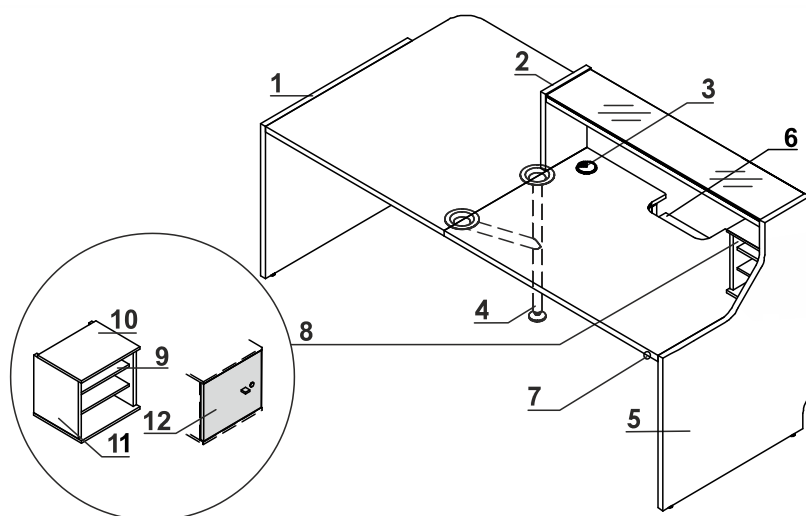


SZAFKA ŻALUŻJOWA, SZAFKA NA ŁADĘ RECEPCYJNĄ



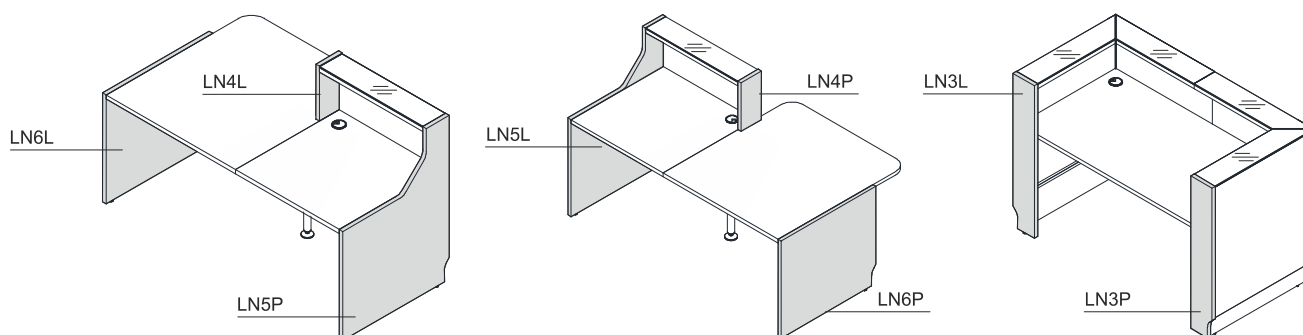
1. **Blat roboczy** - płyta melaminowana 28mm, obrzeża PVC
2. **Blat górny** - szkło optiwhite hartowane, 8mm - malowane od spodu
3. **Front** - szkło LACOBEL 4mm
4. **Oświetlenie LED** - białe, na całej długości lady
5. **Listwa narożna** - stal nierdzewna 4mm
6. **Cokół** - HPL - aluminium szczotkowane
7. **Regulator poziomy** - regulacja w zakresie 5mm

SPECYFIKACJA TECHNICZNA

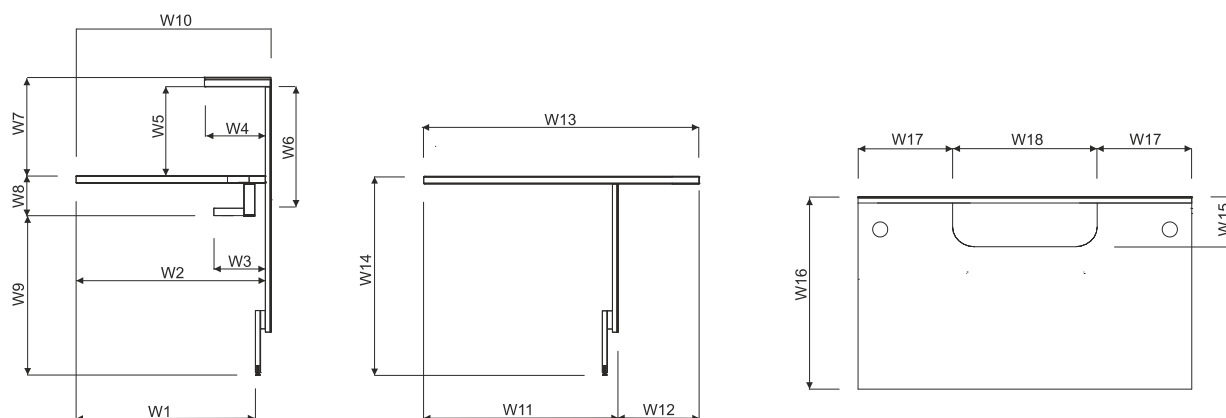


1. **Noga boczna niska** - płyta melaminowana 28mm, obrzeża PVC
2. **Bok łączący lamy niskie i wysokie** - płyta melaminowana 28mm, obrzeża PVC
3. **Przepusty kablowe** - Ø80mm
4. **Noga podpierająca NL41** - metalowa, wymagana na łączeniu blatów
5. **Noga boczna wysoka** - płyta melaminowana 28mm, obrzeża PVC
6. **OPCJA Z DOPLATĄ** - blat roboczy z półką pod monitor - płyta melaminowana 28mm, obrzeża PVC
7. Włącznik oświetlenia
8. **LMS05** - regał do lamy - zamawiany jako oddzielny element
9. **Półka** - płyta melaminowana 12mm, obrzeża PVC
10. **Wieniec górny** - płyta melaminowana 12mm, obrzeża PVC
11. **Korpus** - płyta melaminowana 18mm, obrzeża PVC
12. **Opcjonalny front LMS06** - płyta melaminowana 18mm, zamek patentowy, uchwyt aluminium, uniwersalny (lewy / prawy) - zamawiany jako oddzielny element

ZASTOSOWANIE ELEMENTÓW KOŃCZĄCYCH

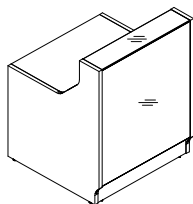


WYMIARY

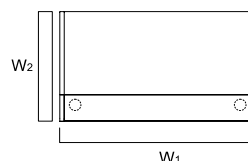
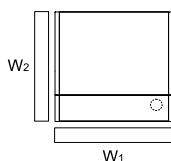


W1 - 763mm | W2 - 800mm | W3 - 200mm | W4 - 228mm | W5 - 329mm | W6 - 424mm | W7 - 365mm | W8 - 151mm | W9 - 589mm | W10 - 822mm |
 W11 - 822mm | W12 - 300mm | W13 - 1122mm | W14 - 740mm | W15 - 200mm | W16 - 800mm | W17 340/540mm | W18 - 520mm

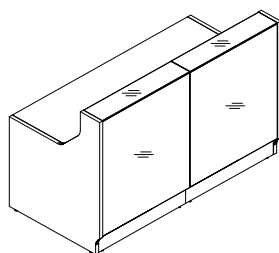
UKŁADY LAD



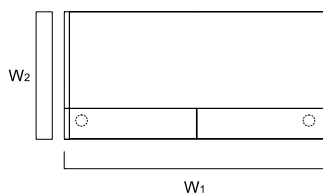
08 08
LN5P+LN12+LNB13+LN5L



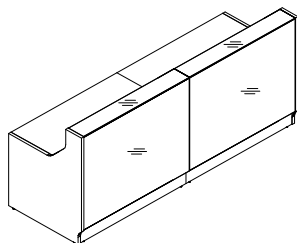
SYMBOL	WYMIARY [mm]										UWAGI
	W ₁	W ₂	D ₁	D ₂	H		kg	m ³	szt		
08 LIN08 08	856	824	-	-	1105		70.5	0.350	7		
12 LIN13 13	1256	824	-	-	1105		91.5	0.488	8		



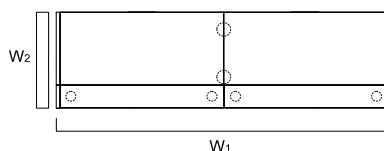
LN5P+LN08+LN08+LNB15+LN5L



SYMBOL	WYMIARY [mm]										UWAGI
	W ₁	W ₂	D ₁	D ₂	H		kg	m ³	szt		
LIN15 15	1656	824	-	-	1105		112.0	0.637	12		



LN5P+LN12+LNB13+NL41+LN12+LNB13+LN5L



SYMBOL	WYMIARY [mm]										UWAGI
	W ₁	W ₂	D ₁	D ₂	H		kg	m ³	szt		
13 LIN25 13	2456	824	-	-	1105		151.0	0.963	13		

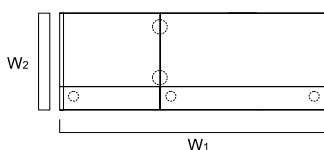
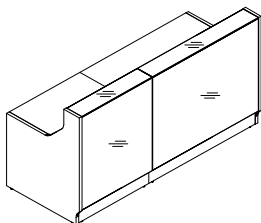
LEGENDA:

- WAGA NETTO

- OBJĘTOŚĆ

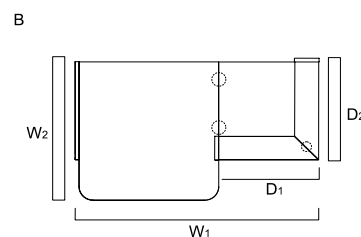
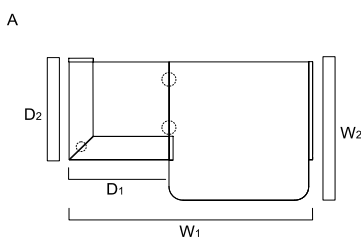
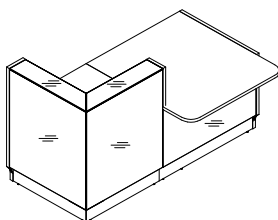
- ILOŚĆ PACZEK

UKŁADY LAD



LN5P+LN08+LNB08+NL41+LN12+LNB13+LN5L

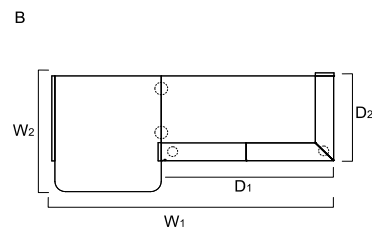
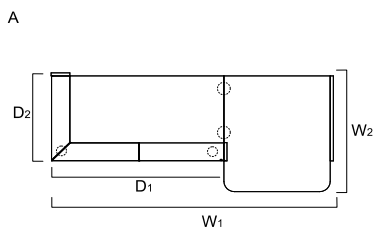
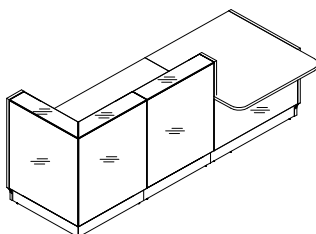
SYMBOL	WYMIARY [mm]										UWAGI
	W ₁	W ₂	D ₁	D ₂	H		kg	m ³	szt		
08 LIN20 13	2056	824	-	-	1105		136.0	0.835	14		



A: LN3P+LN91+LNB08+NL41+LN4L+LNU11+LN6L

B: LN6P+LNU11+NL41+LN4P+LNB08+LN91+LN3L

SYMBOL	WYMIARY [mm]										UWAGI
	W ₁	W ₂	D ₁	D ₂	H		kg	m ³	szt		
A LIN29L 15	1850	1150	822	850	1105		149.5	1.305	13		
B LIN29P 15	1850	1150	822	850	1105		149.5	1.302	13		



A: LN3P+LN91+LNB15+LN08+NL41+LN4L+LNU11+LN6L

B: LN6P+LNU11+NL41+LN4P+LN08+LNB15+LN91+LN3L

SYMBOL	WYMIARY [mm]										UWAGI
	W ₁	W ₂	D ₁	D ₂	H		kg	m ³	szt		
A LIN35L 15	2650	1150	1622	850	1105		188.0	1.580	12		
B LIN35P 15	2650	1150	1622	850	1105		188.0	1.577	12		

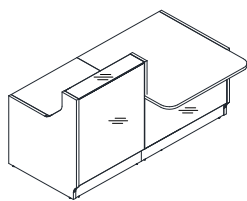
LEGENDA:

- WAGA NETTO

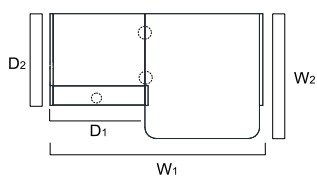
- OBJĘTOŚĆ

- ILOŚĆ PACZEK

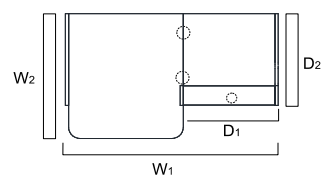
UKŁADY LAD



A



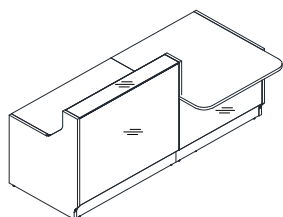
B



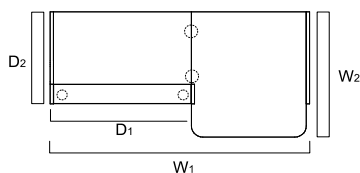
A: LN5P+LN08+LNB08+NL41+LN4L+LNU11+LN6L

B: LN6P+LNU11+NL41+LN4P+LN08+LNB08+LN5L

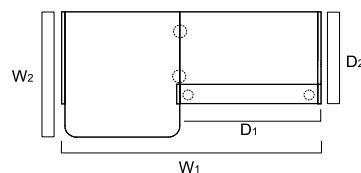
SYMBOL	WYMIARY [mm]										UWAGI
	W ₁	W ₂	D ₁	D ₂	H		kg	m ³	szt		
A LIN33L ⁰⁸	1856	1122	828	824	1105		105.5	0.571	13		
B LIN33P ⁰⁸	1856	1122	828	824	1105		105.5	0.569	13		



A



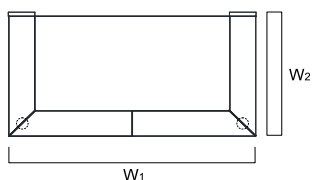
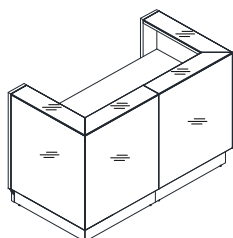
B



A: LN5P+LN12+LNB13+NL41+LN4L+LNU11+LN6L

B: LN6P+LNU11+NL41+LN4P+LN12+LNB13+LN5L

SYMBOL	WYMIARY [mm]										UWAGI
	W ₁	W ₂	D ₁	D ₂	H		kg	m ³	szt		
A LIN34L ¹³	2256	1122	1228	824	1105		126.5	0.710	14		
B LIN34P ¹³	2256	1122	1228	824	1105		126.5	0.707	14		



LN3P+LN91+LNB15+LN91+LN3L

SYMBOL	WYMIARY [mm]										UWAGI
	W ₁	W ₂	D ₁	D ₂	H		kg	m ³	szt		
LIN36 ¹⁵	1644	850	-	-	1105		198.0	2.096	8		

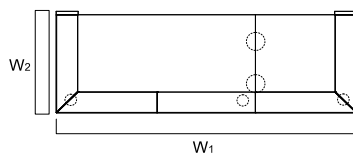
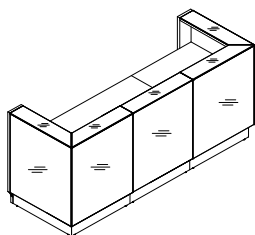
LEGENDA:

- WAGA NETTO

- OBJĘTOŚĆ

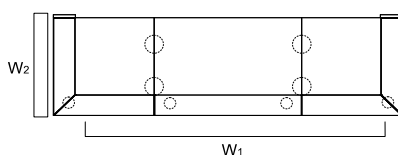
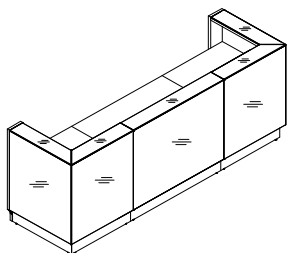
- ILOŚĆ PACZEK

UKŁADY LAD



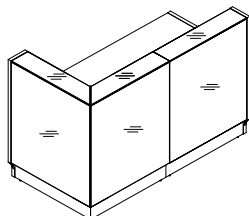
2xLN91+LN08+LNB15+LNB08+LN3L+LN3P+NL41

SYMBOL	WYMIARY [mm]										UWAGI
	W ₁	W ₂	D ₁	D ₂	H		kg	m ³	szt		
15 LIN42 08	2444	850	-	-	1105		241.5	2.439	12		

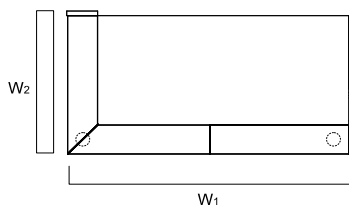


2xLN91+LN12+LNB13+2xLNB08+LN3L+LN3P+2xNL41

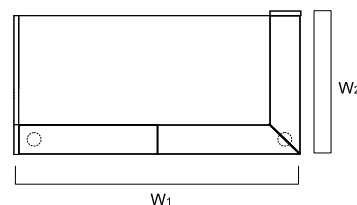
SYMBOL	WYMIARY [mm]										UWAGI
	W ₁	W ₂	D ₁	D ₂	H		kg	m ³	szt		
13 LIN43 08	2844	850	-	-	1105		265.5	2.637	14		



A



B



A: LN3P+LN91+LNB15+LN08+LN5L

B: LN5P+LN08+LNB15+LN91+LN3L

SYMBOL	WYMIARY [mm]										UWAGI
	W ₁	W ₂	D ₁	D ₂	H		kg	m ³	szt		
A LIN37L 15	1650	850	-	-	1105		154.0	1.362	8		
B LIN37P 15	1650	850	-	-	1105		154.0	1.362	8		

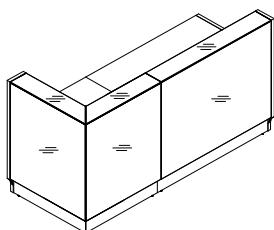
LEGENDA:

- WAGA NETTO

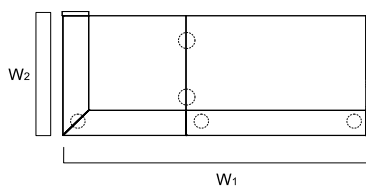
- OBJĘTOŚĆ

- ILOŚĆ PACZEK

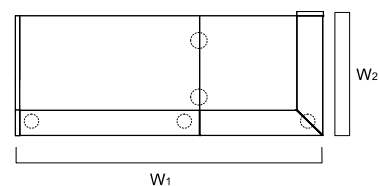
UKŁADY LAD



A



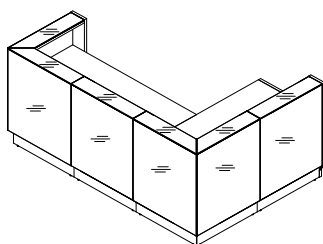
B



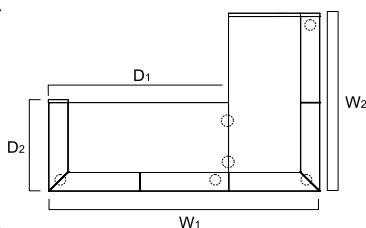
A: LN3P+LN91+LNB08+NL41+LN12+LNB13+LN5L

B: LN5P+LN12+LNB13+NL41+LNB08+LN91+LN3L

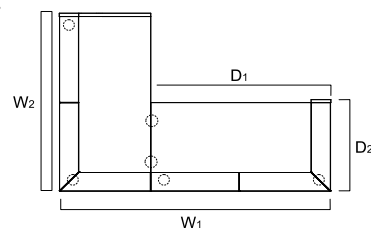
SYMBOL		WYMIARY [mm]										UWAGI
		W ₁	W ₂	D ₁	D ₂	H						
A	LIN38L	13	2050	850	-	-	1105		178.0	1.560	10	
B	LIN38P	13	2050	850	-	-	1105		196.0	1.595	11	



A



B



A: LN3P+LN91+LNB15+LN08+LN91+LNB15+LN08+LN5L+NL41

B: LN5P+LN08+LNB15+LN91+LN08+LNB15+LN91+LN3L+NL41

SYMBOL		WYMIARY [mm]										UWAGI
		W ₁	W ₂	D ₁	D ₂	H						
A	LIN39L	15	2444	1650	1622	850	1105		292.0	2.746	16	
B	LIN39P	15	2444	1650	1622	850	1105		292.0	2.746	16	

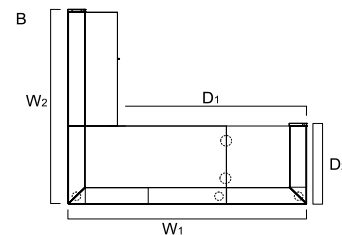
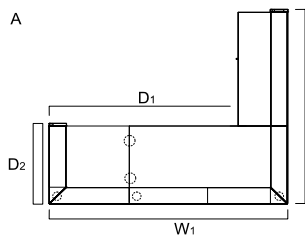
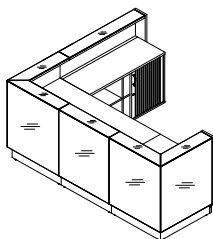
LEGENDA:

- WAGA NETTO

- OBJĘTOŚĆ

- ILOŚĆ PACZEK

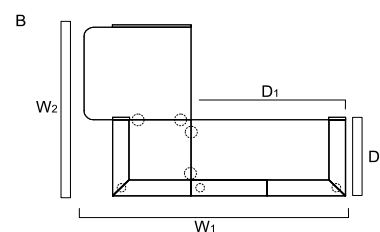
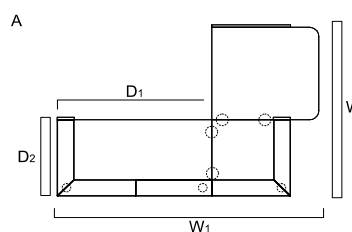
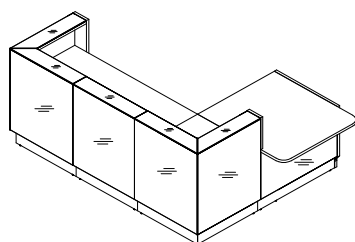
UKŁADY LAD



A: LN3P+LN91+LNB08+LNB15+LN08+LN91+NL41+LN12+L2Z06+LN3L

B: LN3L+L2Z06+LN12+LN91+LN08+LNB15+LNB08+NL41+LN91+LN3P

SYMBOL	WYMIARY [mm]										UWAGI
	W ₁	W ₂	D ₁	D ₂	H		kg	m ³	szk		
A,08 LIN40L 15	2444	2050	1950	850	1105		332.5	3.283	16		
B,15 LIN40P 08	2444	2050	1950	850	1105		332.5	3.283	16		



A: LN3P+LN91+LNB15+LN08+NL41+LN91+NL41+LNB08+LNU11+LN4L+LN6L

B: LN6P+LNU11+LN4P+LNB08+NL41+LN91+NL41+LN08+LNB15+LN91+LN3L




SYMBOL	WYMIARY [mm]										UWAGI
	W ₁	W ₂	D ₁	D ₂	H		kg	m ³	szk		
A,15 LIN41L 08	2744	1850	1622	850	1105		282.5	2.674	16		
B,08 LIN41P 15	2744	1850	1622	850	1105		282.5	2.672	16		

LEGENDA:


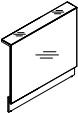
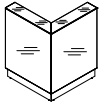

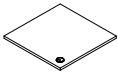
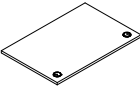
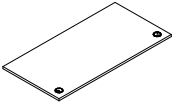
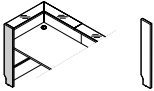
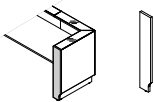
- WAGA NETTO

- OBJĘTOŚĆ



- ILOŚĆ PACZEK




WIDOK I RZUT OBIEKTU	WYMIARY [mm]			SYMBOL						UWAGI
	SZEROKOŚĆ	GLEBOKOŚĆ	WYSOKOŚĆ			kg	m3	szt		

ELEMENTY SKŁADOWE

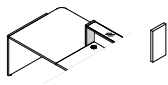

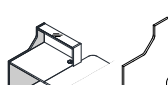
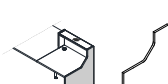

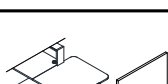

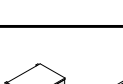

	800	250	1105	LN08		28.5	0.259	4		
	1200	250	1105	LN12		42.5	0.380	4		
	822	822	1105	LN91		79.5	1.011	4		
	1000	1122	740	LNU11		32.5	0.161	4		
	800	800	28	LNB08		14.0	0.025	1		
	1200	800	28	LNB13		21.0	0.042	2		
	1600	800	28	LNB15		27.0	0.054	2		
	254	28	1105	LN3L		7.0	0.014	1		lewy
	254	28	1105	LN3P		7.0	0.014	1		prawy

LEGENDA:



 - WAGA NETTO - OBJĘTOŚĆ - ILOŚĆ PACZEK




WIDOK I RZUT OBIEKTU	WYMIARY [mm]			SYMBOL						UWAGI
	SZEROKOŚĆ	GLEBOKOŚĆ	WYSOKOŚĆ			kg	m3	szt		

ELEMENTY SKŁADOWE


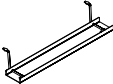
	254	28	367	LN4L		2.5	0.006	1		lewy
	254	28	367	LN4P		2.5	0.006	1		prawy
	824	28	1105	LN5L		14.0	0.033	1		lewy
	824	28	1105	LN5P		14.0	0.033	1		prawy
	824	28	740	LN6L		12.0	0.024	1		lewy
	824	28	740	LN6P		12.0	0.022	1		prawy
	345	283	314	LMS05		5.0	0.031	1		
	339	18	286	LMS06		2.0	0.005	1		
	1200	532	740	L2Z06		49.5	0.469	2		

LEGENDA:

 - WAGA NETTO - OBJĘTOŚĆ - ILOŚĆ PACZEK


WIDOK I RZUT OBIEKTU	WYMIARY [mm]			SYMBOL						UWAGI
	SZEROKOŚĆ	GLĘBOKOŚĆ	WYSOKOŚĆ			kg	m3	szt		


ELEMENTY SKŁADOWE

	585	142	712	NL41		2.0	0.063	1		noga okrągła, 15- biały połysk
	460	110	121	E64		0.0	0.000	0		kanal kablowy 09-aluminium
	580	162	123	S69		1.0	0.015	1		09 - aluminium

LEGENDA:

 - WAGA NETTO

 - OBJĘTOŚĆ

 - ILOŚĆ PACZEK